



## Lysaght Trimwall®

Attractive, lightweight, versatile walling profile

LYSAGHT TRIMWALL® is an attractive, lightweight and versatile walling profile accented by bold ribs which is designed for domestic, rural and commercial applications. It is light, easy to handle and quick to install.

Complementing the LYSAGHT TRIMDEK® roofing profile, TRIMWALL allows large spans.

### Common Uses of this Product

Walling in non-cyclonic industrial, commercial and domestic areas. Ideal for garages, sheds, fascias and awning linings.

### Colour Range

TRIMWALL is available in an attractive range of colours in COLORBOND® factory pre-painted steel and in unpainted ZINCALUME® aluminium/zinc alloy coated steel.

ZINCALUME® steel provides a minimum of twice the life of conventional galvanised steel in the same environment.

The standard COLORBOND® offers a range of colours suitable for all building projects, but COLORBOND® METALLIC finish provides superior aesthetic qualities, and COLORBOND® ULTRA finish is intended for severe coastal or industrial environments.



Roofing & Walling Products



Structural Products



Rainwater Products



Fencing Products



House Framing Products

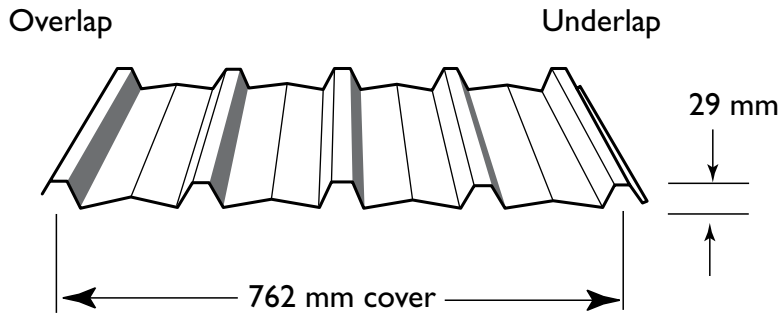


Customer Support



Home Improvements

# Lysaght Trimwall®



## Masses

	BMT (mm)	kg/m	kg/m <sup>2</sup>	m <sup>2</sup> /t
ZINCALUME	0.35	2.74	3.60	278
COLORBOND	0.35	2.80	3.67	272

## Material Specifications

TRIMWALL is manufactured from ZINCALUME® zinc/aluminium alloy-coated steel complying with AS1397-G550-AZ150 (550MPa minimum yield strength, 150 g/m<sup>2</sup> minimum coating mass as determined by the prescribed triple spot test).

The COLORBOND® prepainted steel complies with AS/NZS 2728:1997.

## Lengths

Sheets are supplied custom cut.

## Tolerance

Length: + 0 mm, - 10 mm

Cover: + 4 mm, - 4 mm

## Maximum Support Spacings

The maximum recommended support spacings are based on testing in accordance with AS1562.1-1992 and AS4040.2-1992.

Wall spans consider resistance to wind pressure only.

The pressure considered is based on buildings up to 10m high in Region B, Terrain Category 3, Ms=0.85, Mi=1.0, Mt=1.0 with the following assumptions made:

### Walls:

C<sub>pi</sub>=+0.20, C<sub>pe</sub>=-0.65, K<sub>I</sub>=2.0 for single spans, K<sub>I</sub>=1.5 for internal spans.

These spacings may vary by serviceability and strength limit states for particular projects.

## Maximum support spacings (mm)

Type of Span	BMT(mm) 0.35
Single Span	2100
End Span	2900
Internal Span	3000
Overhang	150

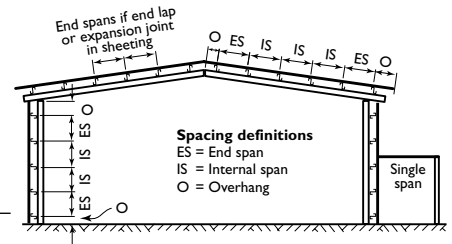
\* For walls: the data are based on pressures (see wind pressure table)

\* Table data are based on support of 1 mm BMT

## TRIMWALL: Limit state wind pressure capacities (kPa)

Type of Span	Limit State	Span (mm)									
		600	900	1200	1500	1800	2100	2400	2700	3000	3300
<b>Base Metal Thickness 0.35mm</b>											
Single	Serviceability	2.81	2.28	1.80	1.39	1.05	0.75	0.48	-	-	-
	Strength	6.65	4.60	3.05	2.30	1.85	1.55	1.35	-	-	-
End	Serviceability	2.78	2.77	2.76	2.47	1.93	1.31	0.80	0.51	0.40	0.39
	Strength	5.90	5.35	4.75	4.00	3.15	2.40	1.85	1.60	1.50	1.45
Internal	Serviceability	2.83	2.73	2.57	2.30	1.96	1.58	1.23	0.92	0.65	0.40
	Strength	6.75	6.30	5.75	4.90	3.90	2.95	2.25	1.80	1.60	1.55

\* A capacity reduction factor of  $\phi = 0.9$  has been applied to strength capacities. Supports must be not less than 1 mm BMT.



### Limit states wind pressures

LYSAGHT TRIMWALL offers the full benefits of the latest methods for modelling wind pressures. The Wind pressure capacity table is determined by full scale tests conducted at BlueScope Lysaght's NATA-registered testing laboratory, using the direct pressure-testing rig.

Testing was conducted in accordance with AS 1562.1—1992 Design and installation of sheet roof and wall cladding—Metal, and AS 4040.2—1992 Resistance to Wind Pressure for Non-cyclonic Regions.

The pressure capacities for serviceability are based on a deflection limit of  $(\text{span}/120) + (\text{maximum fastener pitch}/30)$ .

The pressure capacities for strength have been determined by testing the cladding to failure (ultimate capacity). These pressures are applicable when the cladding is fixed to a minimum of 1.0 mm, G550 steel.

For material less than 1.0 mm thick, seek advice from our information line.

### Adverse conditions

If this product is to be used in marine, severe industrial, or unusually corrosive environments, ask for advice from our information line.

### Metal & timber compatibility

Lead, copper, bare steel and green or some chemically-treated timbers are not compatible with this product; thus don't allow any contact of the product with those materials, nor discharge of rainwater from them onto the product. If there are doubts about the compatibility of products being used, ask for advice from our information line.

### Maintenance

Optimum product life will be achieved if all external surfaces are washed regularly. Areas not cleaned by natural rainfall (such as the tops of walls sheltered by eaves) should be washed down every six months.

### Storage and handling

Keep the product dry and clear of the ground. If stacked or bundled product becomes wet, separate it, wipe it with a clean cloth and stack it to dry thoroughly.

Handle materials carefully to avoid damage: don't drag materials over rough surfaces or each other; carry tools, don't drag them; protect from swarf.

### Cutting

For cutting thin metal on site, we recommend a circular saw with a metal-cutting blade because it produces fewer damaging hot metal particles and leaves less resultant burr than a carborundum disc.

Cut materials over the ground and not over other materials.

Sweep all metallic swarf and other debris from roof areas and gutters at the end of each day and at the completion of the installation. Failure to do so can lead to surface staining when the metal particles rust.

### Sealed joints

For sealed joints use screws or rivets and neutral-cure silicone sealant branded as suitable for use with galvanised or ZINCALUME® steel.

### Non-cyclonic areas

The information in this brochure is suitable for use only in areas where a tropical cyclone is unlikely to occur as defined in AS 1170.2—2002.

For information on the use of LYSAGHT products in cyclonic conditions, refer to the Design Capacities for Cyclonic Areas brochure (formerly Cyclonic Area Design Manual) which is available by ringing Steel Direct on 1800 641 417 or on our website: [www.lysaght.com](http://www.lysaght.com).



# Lysaght Trimwall® Installation

LYSAGHT TRIMWALL is fixed in place by valley fastening next to each rib - four fasteners per sheet per support.

Side lap fasteners are required adjacent to valley fasteners at each lap at each support. Should it be necessary to have end laps, allow a minimum of 100 mm.

## Fasteners without insulation

	Fixing to steel up to 0.75 mm thick	Fixing to steel 0.75 to 3 mm thick	Fixing to Timber Supports
Valley Fixed	Self drilling, self tapping screws with hex. washer-head & EPDM seal 10-12x20 or Self drilling, self tapping screws with hex. washer-head & EPDM seal 10-16x16	Self drilling, self tapping screws with hex. washer-head & EPDM seal 10-16x16	Type 17 screws with hex. washer-head, EPDM seal, Softwood: 10-12x30 Hardwood: 10-12x20

Key: Fasteners per sheet per support; s = Side lap

## Sheet coverage

Width of wall (m)	3	4	5	6	7	8	9	10	11	12	13	14	15	16	17	18	19	20	30	40	50
Number of sheets	4	6	7	8	10	11	12	14	15	16	18	19	20	21	23	24	25	27	40	53	66


## Disclaimer, warranties and limitation of liability

This publication is intended to be an aid for all trades and professionals involved with specifying and installing Lysaght products and not to be a substitute for professional judgement.

Terms and conditions of sale available at local BlueScope Lysaght sales offices.

Except to the extent to which liability may not lawfully be excluded or limited, BlueScope Steel Limited will not be under or incur any liability to you for any direct or indirect loss or damage (including, without limitation, consequential loss or damage such as loss of profit or anticipated profit, loss of use, damage to goodwill and loss due to delay) however caused (including, without limitation, breach of contract, negligence and/or breach of statute), which you may suffer or incur in connection with this publication.

© Copyright BlueScope Steel Limited February 7, 2008



Product Samples



Product Literature



Warranties



Technical Support



Online Information

Information, brochures and your local distributor **1800 641 417**

Please check the latest information which is always available at [www.lysaght.com](http://www.lysaght.com)

LYSAGHT, TRIMWALL, COLORBOND and ZINCALUME are registered trademarks of BlueScope Steel Limited, ABN 16 000 011 058. The LYSAGHT® range of products is exclusively made by BlueScope Steel Limited trading as BlueScope Lysaght. Printed 8/2/07. Printed by BMP 2M0208



9 320075 053314

