



Lysaght Wallclad®

Traditional corrugated wall cladding

LYSAGHT WALLCLAD® is an attractive, lightweight and versatile walling profile designed for domestic, rural and commercial applications. It is light and easy to handle and quick to install.

LYSAGHT WALLCLAD® is increasing in popularity in the residential market where a traditional profile can be used to add a contemporary character. Available in a wide variety of COLORBOND® steel colours and unpainted ZINCALUME® steel.

Flexibility of design

- Custom cut to length, subject to transportation
- Fix with ease and speed
- Lightweight and easy to handle
- Complements the LYSAGHT CUSTOM ORB® roofing profile

Common Uses of this product

Walling in non-cyclonic industrial, commercial and domestic areas. Ideal for garages, sheds, fascias and awning linings.

Colour Range

WALLCLAD is available in an attractive range of colours in COLORBOND® factory pre-painted steel and in unpainted ZINCALUME® aluminium/zinc alloy coated steel.

ZINCALUME® steel and COLORBOND® steel provides a minimum of twice the life of conventional galvanised steel in the same environment.



Roofing & Walling Products



Structural Products



Rainwater Products



Fencing Products



House Framing Products

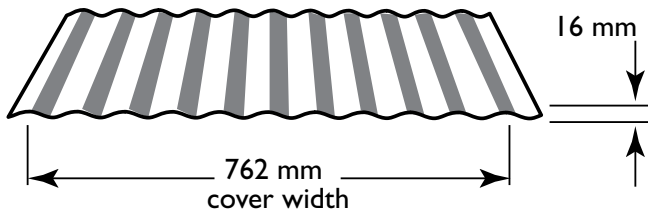


Customer Support



Home Improvements

Lysaght Wallclad®



Masses

	BMT (mm)	kg/m	kg/m	m ² /t
ZINCALUME	0.35	2.74	3.60	278
COLORBOND	0.35	2.80	3.67	272

Material Specifications

WALLCLAD is manufactured from ZINCALUME® zinc/aluminium alloy-coated steel complying with AS1397-G550-AZ150 (550MPa minimum yield strength, 150 g/m² minimum coating mass as determined by the prescribed triple spot test).

The COLORBOND® prepainted steel complies with AS/NZS-2728:1997.

Lengths

Sheets are supplied custom cut.

Tolerance

Length: + 0 mm, -10 mm

Width: + 4 mm, - 4 mm

Maximum Support Spacings

The maximum recommended support spacings are based on testing in accordance with AS1562.1-1992 and AS4040.2-1992.

Wall spans consider resistance to wind pressure only.

The pressure considered is based on buildings up to 10m high in Region B, Terrain Category 3, $M_s=0.85$, $M_i=1.0$, $M_t=1.0$ with the following assumptions made:

Walls:

$C_{pe}=+0.20$, $C_{pe}=-0.65$, $K_f=2.0$ for single spans, $K_f=1.5$ for internal spans.

These spacings may vary by serviceability and strength limit states for particular projects.

Maximum support spacings (mm)

Type of Span	BMT (mm)
Single Span	2100
End Span	2400
Internal Span	2400
Overhang	150

• For walls: the data are based on pressures (see wind pressure table)

• Table data are based on support of 1 mm BMT



LYSAGHT WALLCLAD®: Limit State wind pressure capacities (kPa)

Type of Span	Fasteners per sheet per support	Limit State	Span (mm)						
			600	900	1200	1500	1800	2100	2400
Base Metal Thickness 0.35mm									
Single	3	Serviceability	1.32	1.21	1.07	0.87	0.65	0.41	0.17
		Strength	10.85	8.40	6.35	5.15	4.20	3.40	2.70
	5	Serviceability	5.00	3.16	1.72	1.06	0.63	0.36	0.17
		Strength	12.00	12.00	10.60	8.90	7.30	5.80	4.30
End	3	Serviceability	1.32	1.29	1.23	1.12	0.93	0.68	0.41
		Strength	9.00	6.60	4.50	2.95	2.05	1.70	1.60
	5	Serviceability	6.55	4.64	2.93	1.64	0.90	0.58	0.46
		Strength	12.00	10.00	7.30	5.20	3.85	3.10	2.70
Internal	3	Serviceability	1.33	1.32	1.31	1.28	1.16	1.00	0.82
		Strength	9.60	7.30	5.40	4.20	3.30	2.50	1.80
	5	Serviceability	6.38	4.83	3.48	2.46	1.72	1.15	0.64
		Strength	12.00	10.90	8.55	6.85	5.40	4.05	2.80

* A capacity reduction factor of $\phi = 0.9$ has been applied to strength capacities. Supports must be not less than 1 mm BMT.

Limit states wind pressures

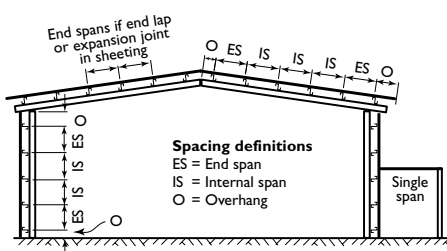
LYSAGHT WALLCLAD offers the full benefits of the latest methods for modelling wind pressures. The wind pressure capacity table is determined by full scale tests conducted at BlueScope Lysaght's NATA-registered testing laboratory, using the direct pressure-testing rig.

Testing was conducted in accordance with AS-1562.1—1992 Design and installation of sheet roof and wall cladding—Metal, and AS-4040.2—1992 Resistance to Wind Pressures for Non-cyclonic Regions.

The pressure capacities for serviceability are based on a deflection limit of $(\text{span}/120) + (\text{maximum fastener pitch}/30)$.

The pressure capacities for strength have been determined by testing the cladding to failure (ultimate capacity). These pressures are applicable when the cladding is fixed to a minimum of 1.0 mm, G550 steel.

For material less than 1.0 mm thick, seek advice from our information line.



Adverse conditions

If this product is to be used in marine, severe industrial, or unusually corrosive environments, ask for advice from our information line.

Metal & timber compatibility

Lead, copper, bare steel and green or some chemically-treated timbers are not compatible with this product; thus don't allow any contact of the product with those materials, nor discharge of rainwater from them onto the product. If there are doubts about the compatibility of products being used, ask for advice from our information line.

Maintenance

Optimum product life will be achieved if all external surfaces are washed regularly. Areas not cleaned by natural rainfall (such as the tops of walls sheltered by eaves) should be washed down every six months.

Storage and handling

Keep the product dry and clear of the ground. If stacked or bundled product becomes wet, separate it, wipe it with a clean cloth and stack it to dry thoroughly.

Handle materials carefully to avoid damage: don't drag materials over rough surfaces or each other; carry tools, don't drag them; protect from swarf.

Cutting

For cutting thin metal on site, we recommend a circular saw with a metal-cutting blade because it produces fewer damaging hot metal particles and leaves less resultant burr than a carborundum disc.

Cut materials over the ground and not over other materials.

Sweep all metallic swarf and other debris from roof areas and gutters at the end of each day and at the completion of the installation. Failure to do so can lead to surface staining when the metal particles rust.

Sealed joints

For sealed joints use screws or rivets and neutral-cure silicone sealant branded as suitable for use with galvanised or ZINCALUME® steel.

Non-cyclonic areas

The information in this brochure is suitable for use only in areas where a tropical cyclone is unlikely to occur as defined in AS-1170.2—1989 SAA Loading Code, Part-2: Wind Loads.

Ask for advice from our information service on designs to be used in cyclonic areas.



Lysaght Wallclad installation

LYSAGHT WALLCLAD is fixed in place by valley fastening. Three or five fasteners per sheet per support may be used, dependent upon the wind loading conditions.

Side lap fasteners are required adjacent to valley fasteners at each lap at each support.

End laps should lap a minimum of 100 mm.

Fasteners without insulation

	Fixing to Steel up to 0.75 mm BMT	Fixing to Steel 0.75 to 3 mm BMT	Fixing to Timber
Crest Fixed	Self drilling self tapping hex head screws 13-13 x 41 OR Type 17 screws with hex. washer- head EPDM seal & Shankguard 12-11 x 40	Self drilling self tapping hex head screws washer- head EPDM seal, Higrip® & Shankguard® 12-14 x 35	Type 17 screws with hex. washer- head EPDM seal SOFTWOOD: 12-11 x 50 with Higrip® & Shankguard® HARDWOOD: 12-11 x 40 with Shankguard


Disclaimer, warranties and limitation of liability

This publication is intended to be an aid for all trades and professionals involved with specifying and installing Lysaght products and not to be a substitute for professional judgement.

Terms and conditions of sale available at local BlueScope Lysaght sales offices.

Except to the extent to which liability may not lawfully be excluded or limited, BlueScope Steel Limited will not be under or incur any liability to you for any direct or indirect loss or damage (including, without limitation, consequential loss or damage such as loss of profit or anticipated profit, loss of use, damage to goodwill and loss due to delay) however caused (including, without limitation, breach of contract, negligence and/or breach of statute), which you may suffer or incur in connection with this publication.

© Copyright BlueScope Steel Limited October 31, 2007



Product Samples



Product Literature



Warranties



Technical Support



Online Information

Information, brochures and your local distributor **1800 641 417**
Please check the latest information which is always available at www.lysaght.com

LYSAGHT, TRIMDEK, NOVALINE, TRIMLINE, SHEERLINE, COLORBOND and ZINCALUME are registered trademarks of BlueScope Steel Limited, ABN 16 000 011 058. Higrip and Shankguard are registered trademarks of ITW Buildex. The LYSAGHT® range of products is exclusively made by BlueScope Steel Limited trading as BlueScope Lysaght. Printed by BMP 2M1107



9 320075 048617